



# Agenda

CKI K

I KJK K  
K OM K G  
G L NK K OM

JMK K K GO

0

0

0

OM K G



# Traditional Acknowledgement

NK KGK BØ Ø IN O Ø ONK KI M OKG J G KJMK  
NK O G G J MNKK GO N K GJOO G K O Ø K  
OK K KG G J KJ

# Opening Remarks

KHC NO K K O K O K JK

O K K OKI L J I GO MNKK GO

GØ K J I GO OKI O G GO

GO O OJ K ØK O GO L KGK BØ Ø

I K ØK O I OG BØK O I OG I Ø O

G K G K ØK Ø

Ø C NO EGK KI JOM KI K G Ø

MK G G ØNGK BØK K ØK B

# Breakout Room Introductions

KG

KG I G K

KG

KLL G O

KG

G J GJ K

KG

G OG OK

KG

N I

KC

L



# Format of the Evening

☒ L    G K J K    B    K G K    K K O M L G K    L G K G    N O O K

N K H K G                    O H K            K G L    N K K K O M  
    K K O    K J O K K    H K G            G L K K G N    O O J O I    K J  
K O O    K K G G            K K G            O K G J N G    N K    K K G    G    L    G  
    O K

# Budget Presentation



# Values/Guiding Principles

JK G I K K K ØKL K K JK I I K K J  
K G O NO K K I K K OK JOK K O O I O O J O I K  
J ØK I G K K I L G J K OK  
Ø K G K M Ø G G K L N G I O M J K  
K G O M  
O K O K I O Ø G L G L O M I K I O K G M K K K J K G J O K  
G H G O O I O K J K G J O M O G O Ø K J  
G O G H O O N G M K K L L Ø Ø I Ø M K G O M K O K

# Budget Advisory Committee

K HK I O KK

KK IG O INGO

MK JG G J O K N J HI IG JO Ø LOG IO

G K KI K JGO NK G J H

K

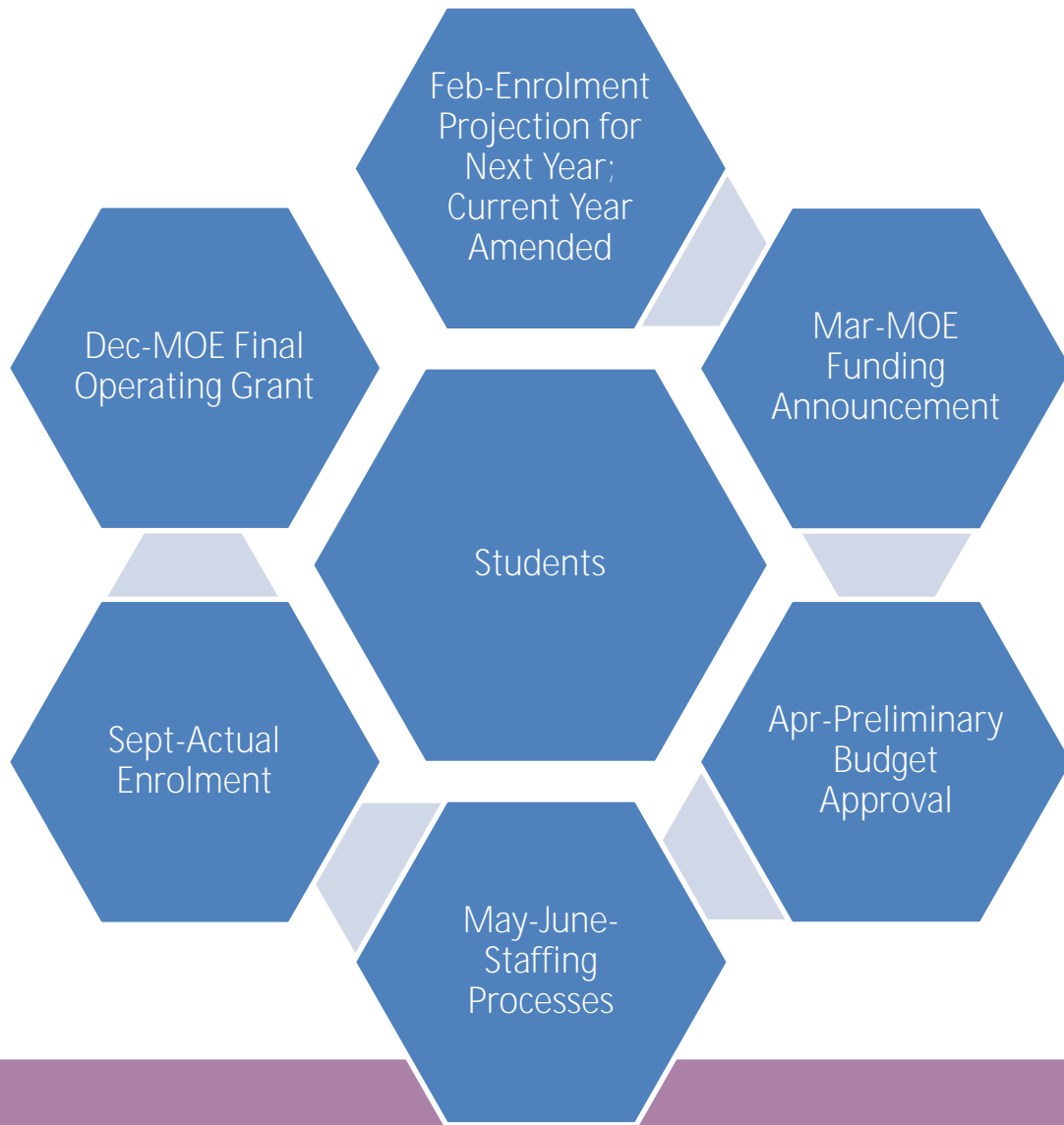
OM Ø GJK KK

G J O NK JKI OO G K

KI OO JKGJ OK O

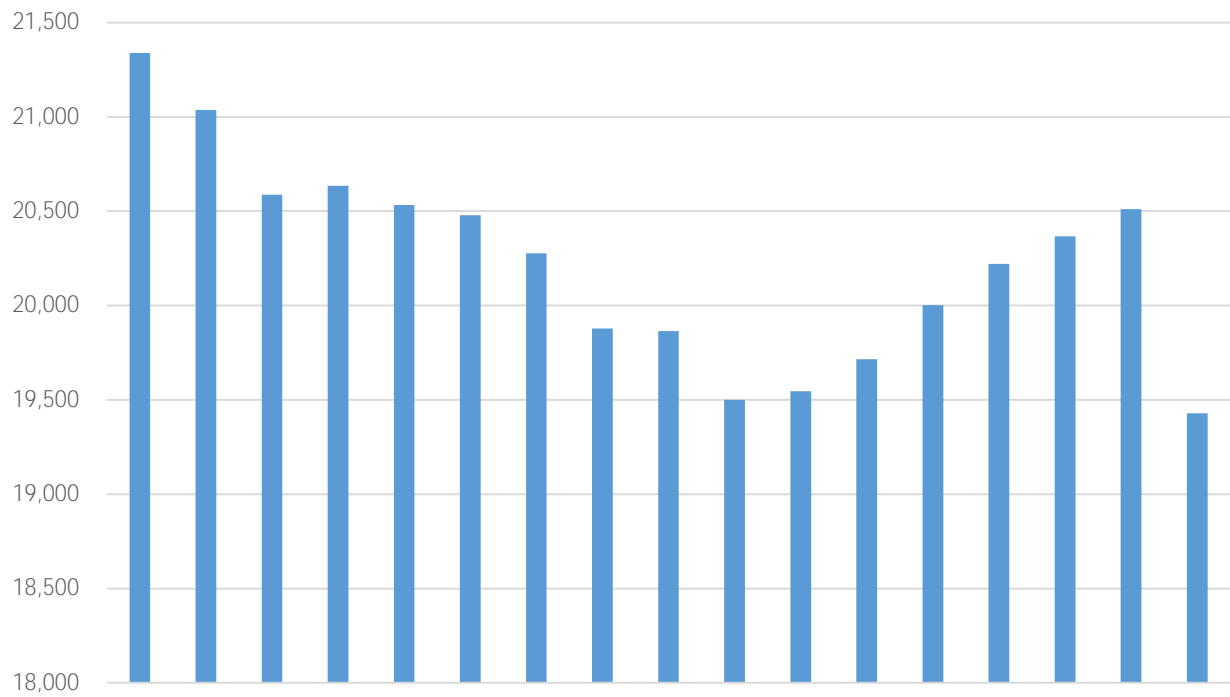
# Process

O KK KK O K HK KK K HK G J O  
G OM GHK  
JK O  
H O G G IN  
G KGJOM O G J O

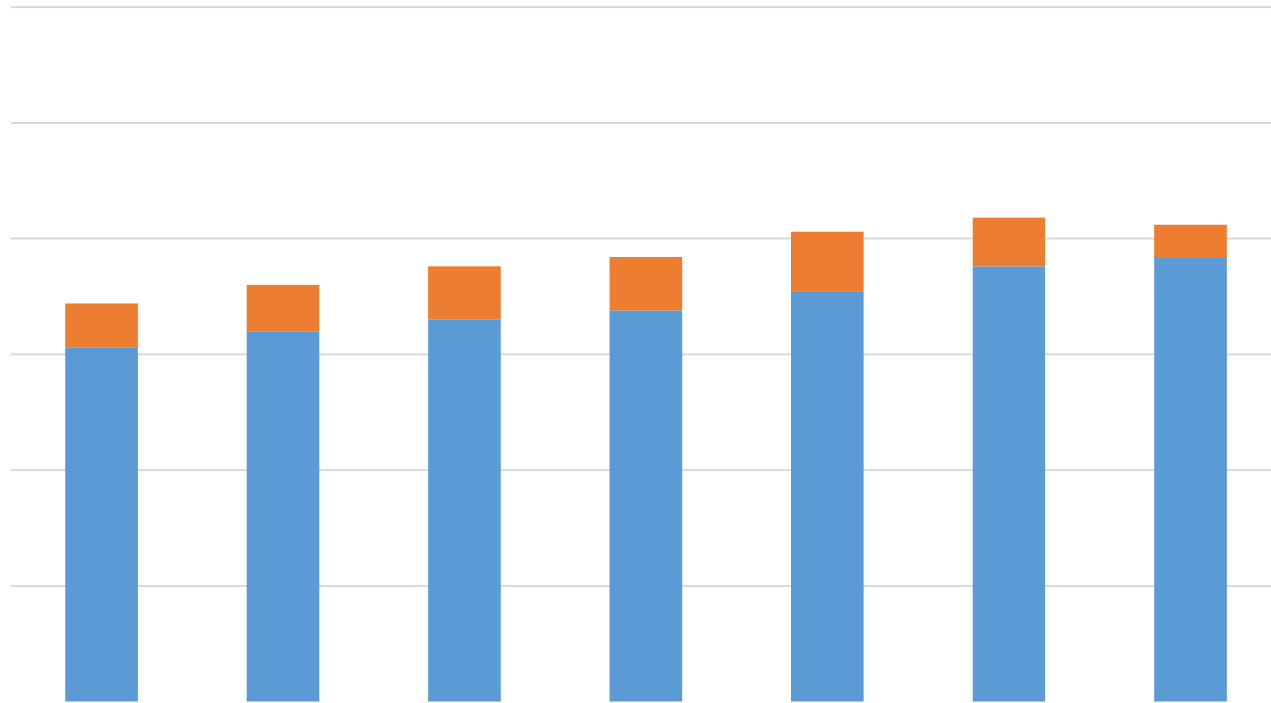


# Budget Cycle

# Enrolment



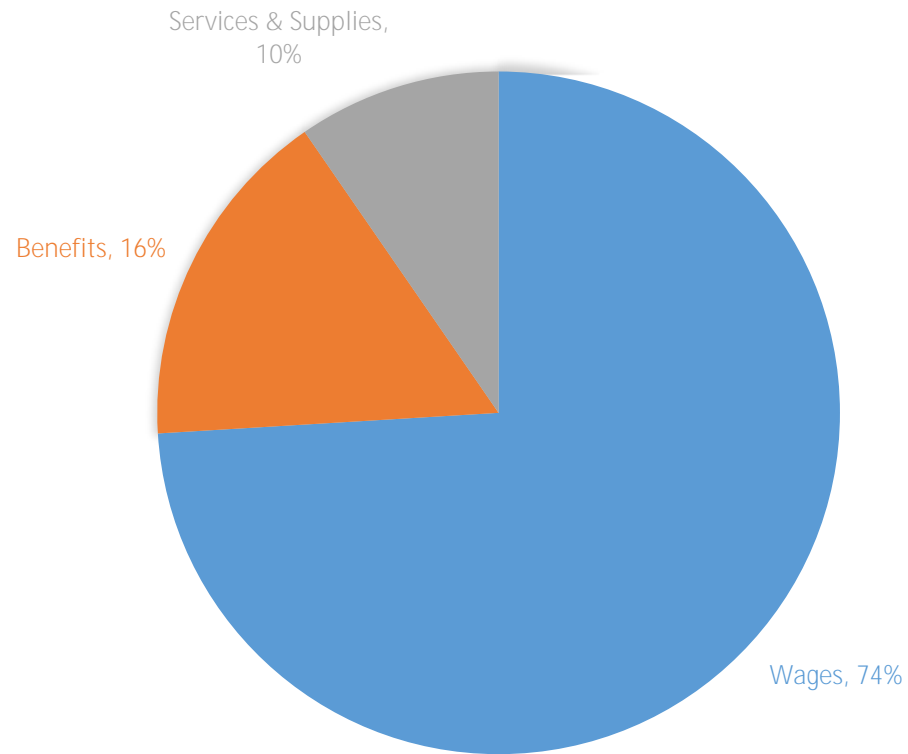
# Revenue



# Operating Expenses

Instruction –relates to **delivery of learning experiences:**  
Teachers, Principals and Vice-Principals, Education

# Operating Expenses

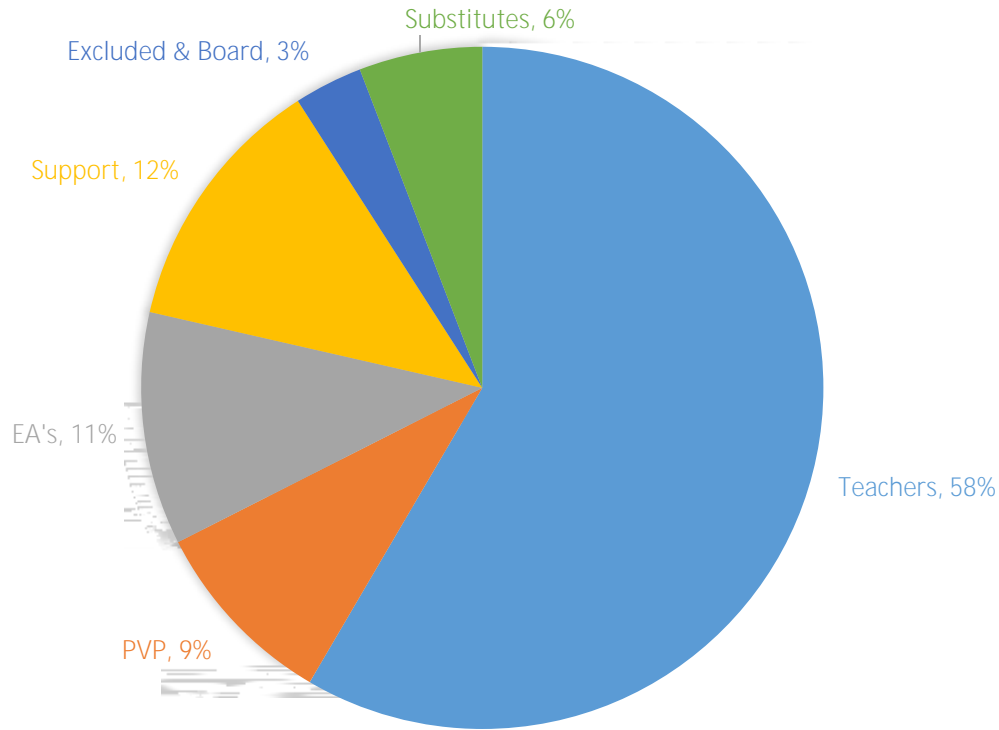


Paying people their wages and benefits takes up approximately 90% of the budget

Paying for everything else (services and supplies) like technology, textbooks, fuel, travel, toilet paper, library books etc takes up the remaining 10%



# Operating Expenses

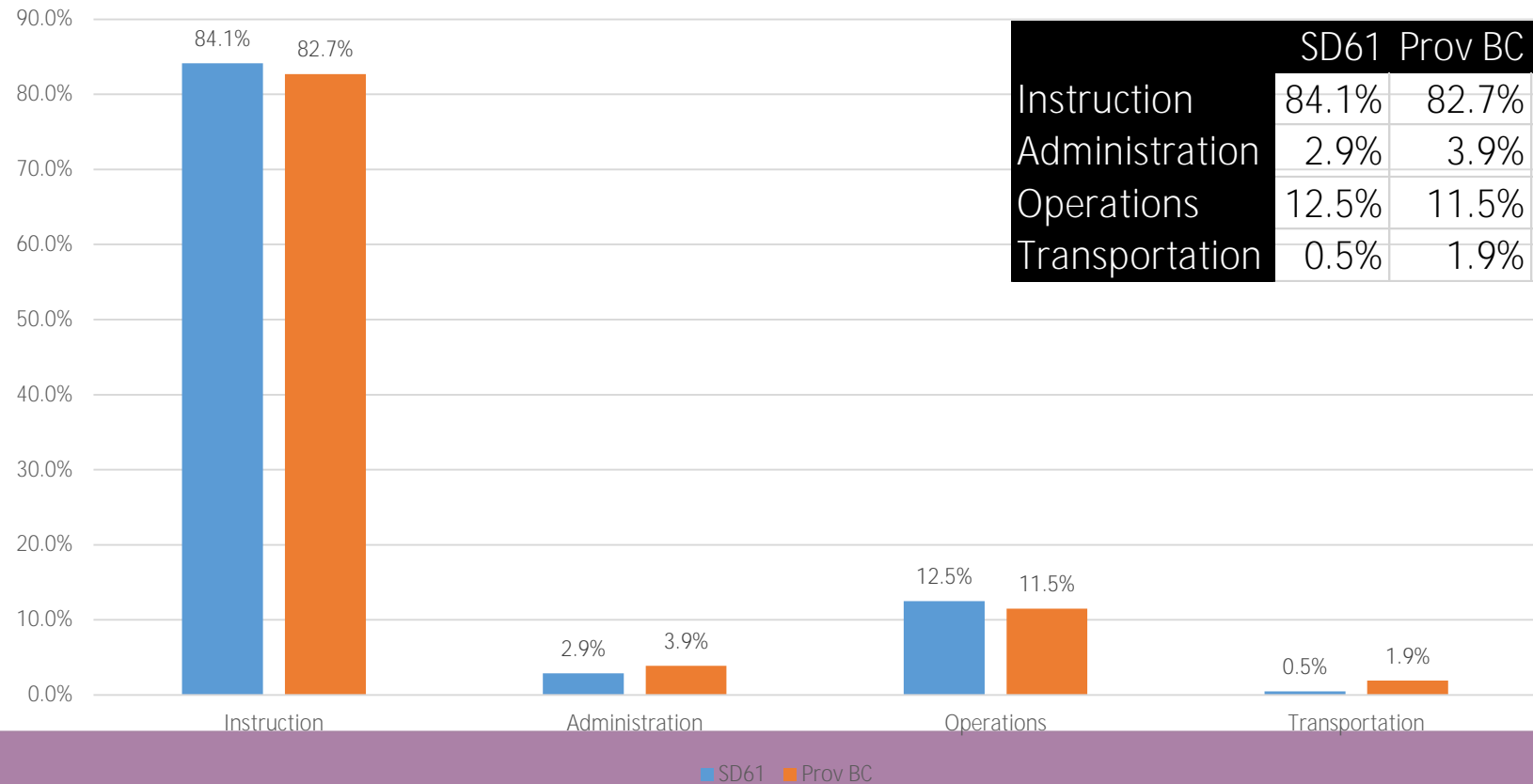


J I G O O G N G K Ø K N K K L K L N K G M K  
 G Ø G K K K J O K I K Ø O M J K O I N  
 G J I G J G J G K G I N K I K  
 O I O G G J B Ø K O I O G J I G O O G G J  
 H Ø O G J I G O C K N K K K K G K G Ø  
 L G G M K

O M G J L J G O G I G G K N K  
 K I K G Ø P K K I J Ø I K  
 K I N Ø Ø K O K J K G I O M G L K I N K K  
 K K K G K G Ø L G G M K

O G N K G K G I N K M K Ø G K J G J O Ø  
 K K O M G I J Ø K I K G K J I G O G O G  
 G K G I G O G K G K K H O K O K J J N K O  
 L  
 G G M K

# How Do We Stack Up?

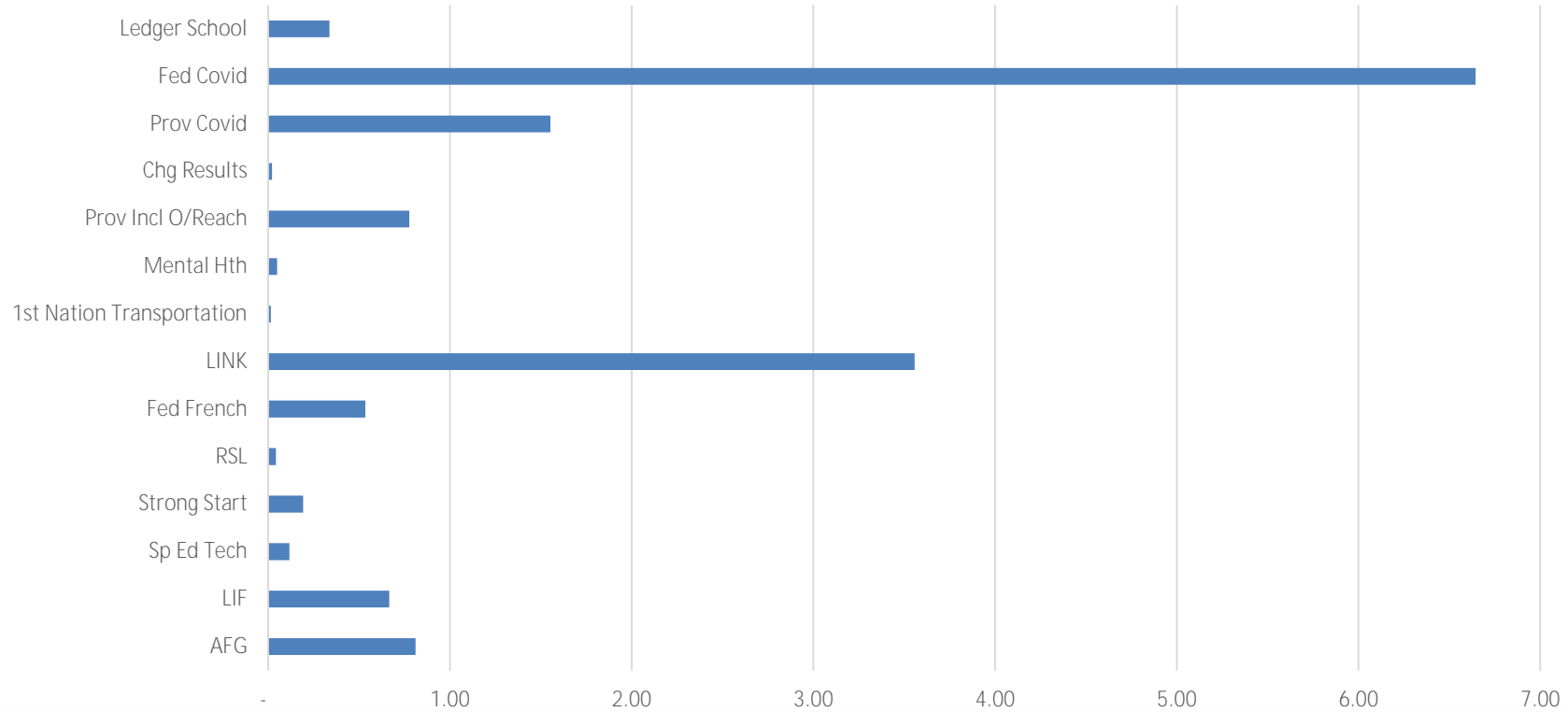


	SD61	Prov BC
Instruction	84.1%	82.7%
Administration	2.9%	3.9%
Operations	12.5%	11.5%
Transportation	0.5%	1.9%

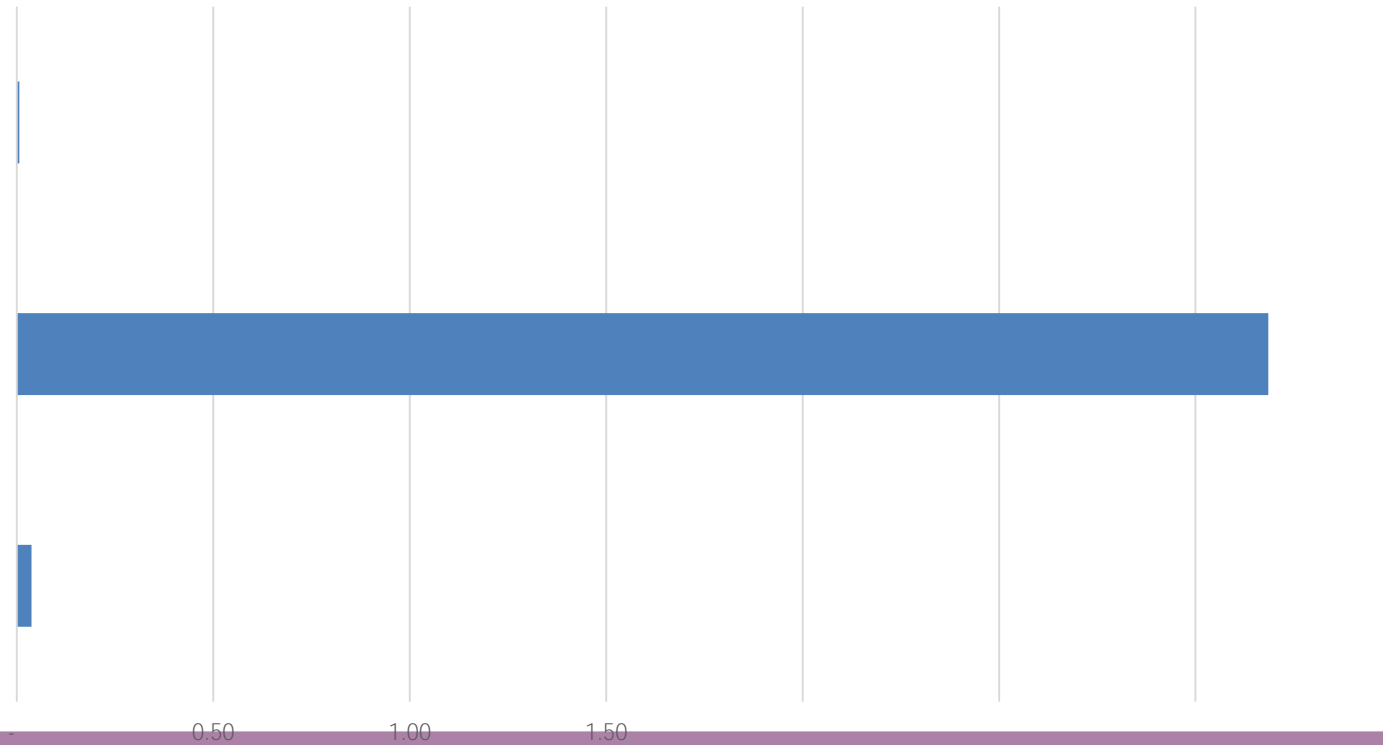
One Positive Agenda

Greater  
MICHIGAN

# Special Purpose- MOE



# Special Purpose- Other



One Positive Agenda

Greater  
MICHIGAN

# Special Purpose Funds- Other

GK

IN K K GKJ J

IN G NO

# Capital

I G G OG

NK GJ K K G ØKL K O K PKI OK KIN M JK ØK K GK K  
I NOJIGKIG OG KK K KG OM JO  
G HK G KJG G KI OMK K KKGIN KG GJN I JK K JOM G KG K JG J  
K K MOM KKJ

OO K ØKJ G OG

KJ G PKI H PKI IGKHG O

EKG G OG G

K OK OO G G K J

G K OI JK GM JMG IN K NGIK K MG KO Ø PKI IN  
K GK K PKI GJJOO G JK IGGO PKI K H OJ  
KI GO NG O Ø OI Ø K KKK K G KJIG OG PKI



# Capital Planning Principles

GLK

☒ KJ GO GO G K NG GK O Ø IG OG NKN J

PKI

JJOO

☒ KJ OI KG KIG GIO

JG IK K K G

K IN

☒ KJ OI KG KIG GIO



# Capital - School Enhancement Program

Ø KJ K GK MGJKH OJOM NG GK HØK MNL Ø IG OG H  
HØK NG IG G GMK  
PKI  
N G LOM K GK K NG K  
G HK BGK KO CG K OOMK GK K NG K  
BØ Ø ØN KO CG K COJ K GK K NG K  
BØ Ø ØN B KING ØG Ø MGJK NG K  
MG KO CG K COJ Ø MGJK NG K  
OG ØN B KIO KC JN

One Page

Greater

# Capital - Playgrounds

⊠ KJ GJJ K GK GM JK O K NG G NG K K O LG K  
L J GOK

PKI G OK G GIK ØK GM J

GG G K GK K

OI K K GK K

JG IK K

# Surplus

K G O M      K I G H K K Ø K J      K Ø K J

K G O G    M G O    O K G H O K    O N    J K    L I    G O M G J I    G    K I    O O M G J  
K      K H G G I O M K L      N K K O    M K    K    O O      K      O M

I    O    J I G O    N O    M G N J G I    O M K I L    J K    O N    O K K K J    N G G O K O  
G L K N K K K H K    L J O M J K G J O K G J L    J K    O K Ø Ø J L      H K K K    O  
P K I K J G J K K H K    G I    G

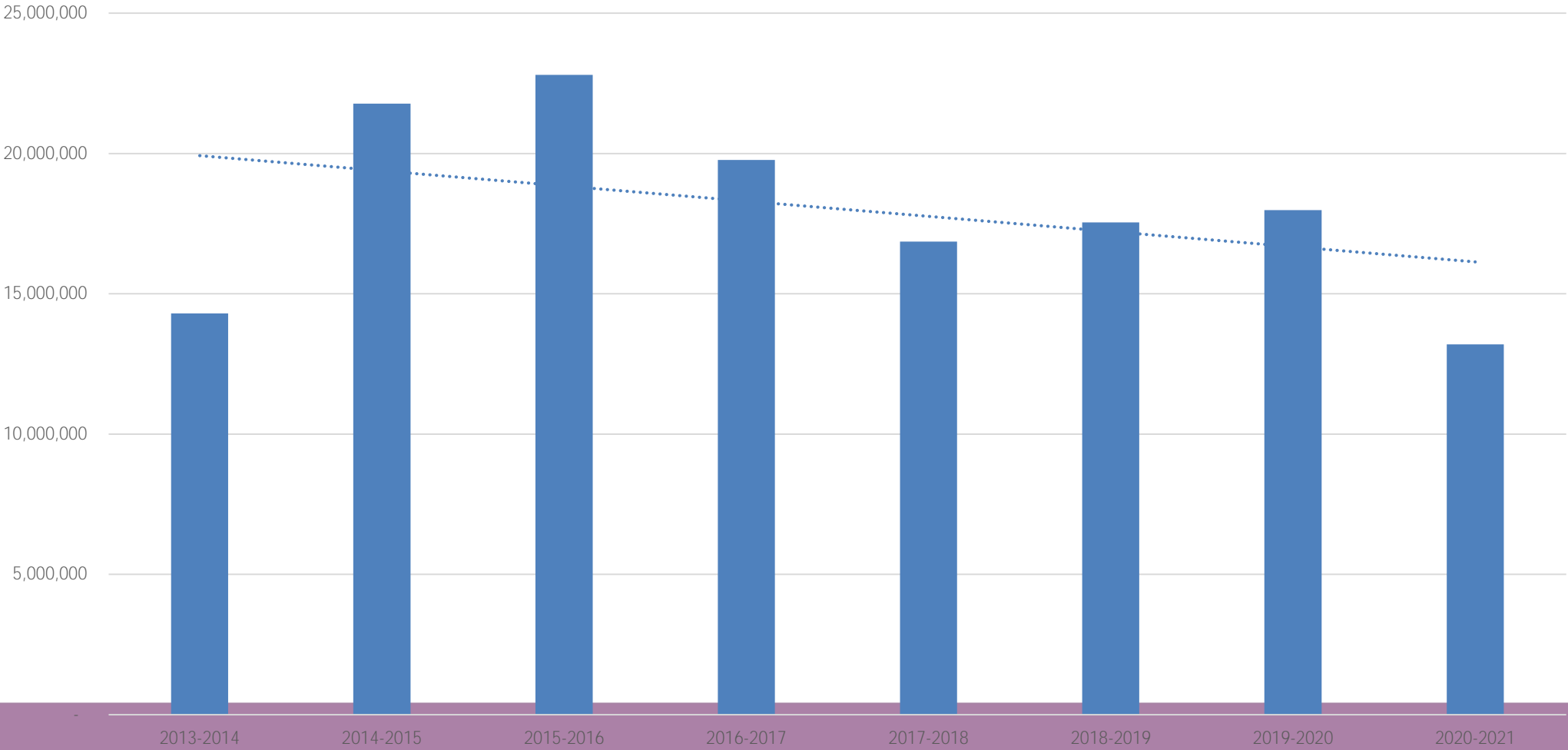
G I O O Ø      O I    K      J K M O M    P I G O G    M G J K G J G O M G O M O I K G O M K    K  
K G I K K    I N    J      N G K N K G K L    O K K O K H J M K G K I N      N  
K K J    M G J O M G J K I N    M O L G    I    K O K    O O M K K G

One Positive Agenda

Greater  
MICHIGAN



### Surplus History - Overall



# Surplus – October 2021

Reserves	
- Reserve - District (Board Approved June 2021)	821,019
- Reserve - District (Board Approved - September 2021)	921,622
- Reserve - International (Board Approved - September 2021)	425,000
Total Operating Reserves (0.98% of revenue)	2,167,641
- Local Capital Fund	320,646
- Ministry of Education Restricted	2,975,006
	3,295,652

# Surplus – Ministry Policy

KI 00 K

O OKJ O KL G K

0 K G KM0 G G J G K L NG I OM JK KG OM

K OKJ 0 HKOMJ GL KJ

# Discussion Topics

# Topic 1: Climate

C NG J K NK G J KKJ I QK O O K IK  
G I G O JKI OO H JMK KMG JOMI O G KING MK O K IK

# Topic 2: FESL

NG K K K Ø IKJ NK G K L NG I OM JK KG OM  
G J NK GK M O G O IN OK

G K Ø KJ GI G M GK JK K OM G K O O Ø OK G M KJ  
NKM G G J GK M O G KJ IN OK

C NK K Ø NKM G G J GK M NG O K I K L  
JK L G J N I G NK G J G J G I K NO N M N O G G  
H JMK IK



# Agenda

OM K G





# Thank You & Goodnight