



2016/2017 ANNUAL BUDGET PRESENTATION

March 29, 2016
Greater Victoria School District

Operating, Special Purpose & Capital Funds

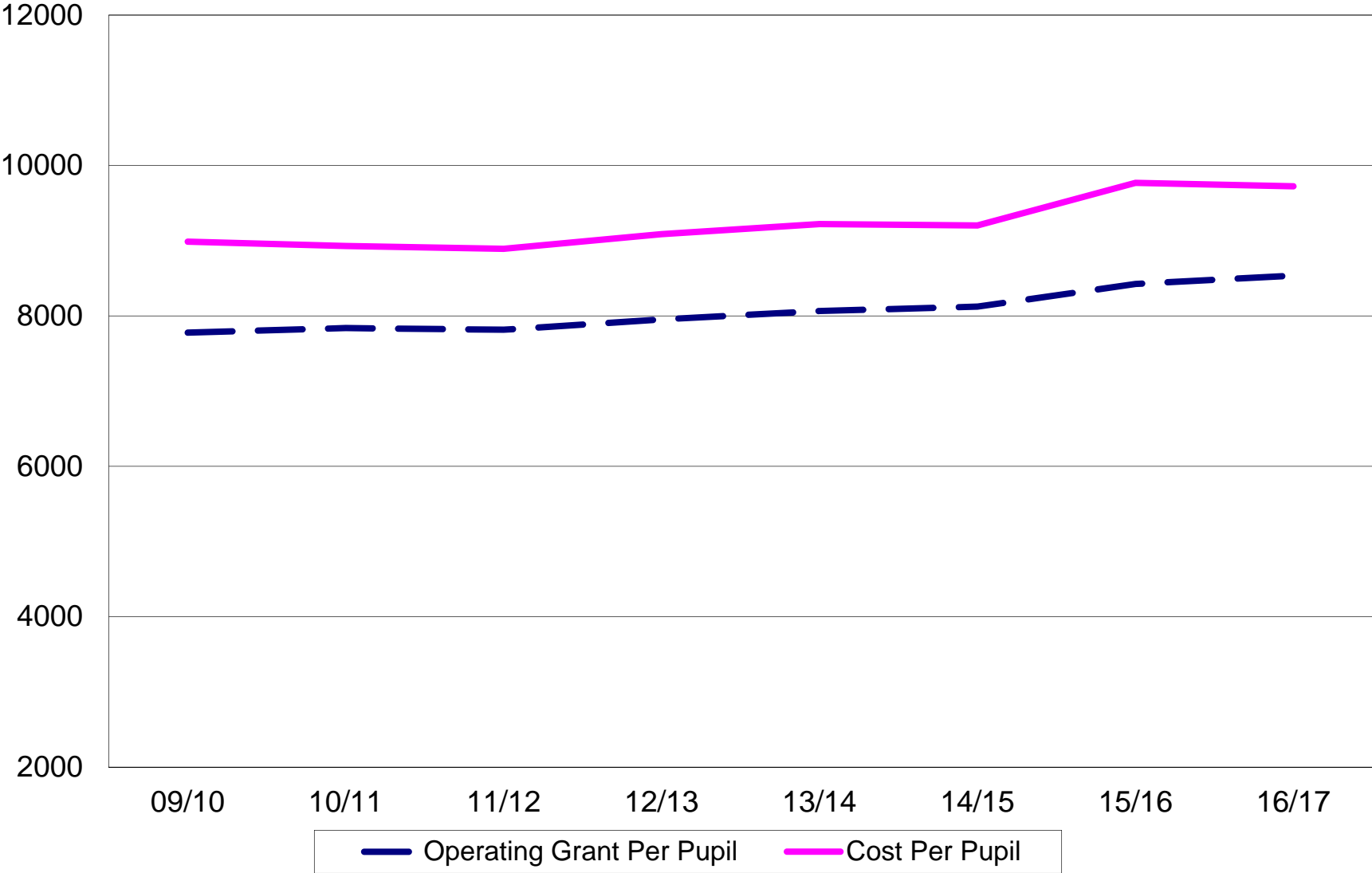
School districts manage financial resources in three funds:

- Operating Fund
 - Where the main operating expenditures of a school district are recorded
- Special Purpose Funds
 - Report the expenditures for funding provided for a specific purpose; spending is restricted. Examples of special purpose funds include the Learning Improvement Fund, CommunityLINK, Provincial

Sources of Operating Revenue

- The majority of school district revenue comes from provincial grants through the Ministry of Education's funding allocation system.
- School districts have local revenues from rental of facilities, interest revenue on short-term deposits, international students and continuing education.

Comparison of Funding and Cost Per Student FTE



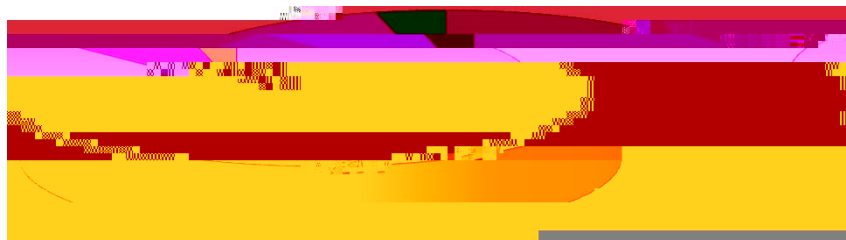
Operating Revenue Sources

2016/2017 Greater Victoria Picture

	Provincial Grants	87.8%
	Local Revenue	9.0%
	Operating Surplus	3.2%

2015/2016 Greater Victoria Picture

Provincial Grants	87.3%
Local Revenue	8.1%
Operating Surplus	4.6%



2015/2016 Provincial Picture

Provincial Grants	92.1%
Local Revenue	6.4%
Operating Surplus	1.5%

Allocation of Provincial Operating Grant

The 2016/2017 funding system provides for:

- Student allocation of \$7,166 per school-age FTE student
- Student allocation of \$4,565 per adult FTE student
- Distributed Learning student allocation of \$6,030 per FTE
- Unique student needs:
 - ELL \$1,380 per FTE
 - Aboriginal Education \$1,195 per FTE
 - Special Education Level 1 \$37,700 per FTE
 - Special Education Level 2 \$18,850 per FTE
 - Special Education Level 3 \$9,500 per FTE
- Teacher salary differential between districts
- Unique geographic factors of climate, dispersion, remoteness, and small communities
- Education Plan
- Summer, February, and May counts

Funding Level per FTE

	2016/2017 Funding Levels per FTE	2015/2016 Funding Levels per FTE
School-Age	\$ 7,166	\$ 7,158
Continuing Education	7,166	7,158
Distributed Learning	6,030	6,030
Adult Students	4,565	4,565
Special Needs - Level 1	37,700	37,700
Special Needs - Level 2	18,850	18,850
Special Needs - Level 3	9,500	9,500
English Language Learning	1,380	1,380
Aboriginal Education	1,195	1,195

Enrolment Summary

	2015/2016 Annual Budget	2015/2016 Final September 30	2016/2017 Annual Budget Estimate	2017/2018 Annual Budget Estimate
BASED ON PROJECTED FTE ENROLMENT OF:				
Elementary/Middle/Secondary (school-aged)	18,297	18,702	18,708	18,789
Continuing Education (school-aged)	12	12	11	11
Distributed Learning (school-aged)	92	92	112	112
Total - School-Aged	18,401	18,806	18,831	18,912
 Adult Students	 77	 70	 51	 51
 Unique Student Needs:				
Special Needs - Level 1	18	20	20	20
Special Needs - Level 2	671	689	697	689
Special Needs - Level 3	292	312	312	312
English Language Learning	1,508	1,653	1,653	1,653
Aboriginal Education	1,463	1,475	1,475	1,475
 International Education (Long-term)	 835	 902	 830	 830

Other Grants, Fees and Revenue

	2015/2016 Annual Budget	2016/2017 Annual Budget
Other Ministry of Education Grants:		
Reduction for Local Education Agreements (LEA)	\$ (1,057,954)	\$ (1,023,960)
Pay Equity	2,896,617	2,896,617
Additional Supplement Distribution		459,155
TOTAL OTHER MINISTRY OF EDUCATION GRANTS	1,838,663	2,331,812
Other Fees and Revenues:		
Summer School Fees	56,059	27,169
Continuing Education Fees	10,000	58,124
Offshore/Out-of-Province Tuition Fees	11,338,804	11,035,159
LEA/Direct Funding from First Nations	1,057,954	1,023,960
Miscellaneous Fees and Revenues	124,565	136,240
Community Use of Facilities	1,630,124	1,674,784
Investment Revenue	450,000	650,000
TOTAL OTHER FEES AND REVENUES	14,667,506	14,605,436
TOTAL OTHER GRANTS, FEES AND REVENUE	\$ 16,506,169	\$ 16,937,248

School District Operating Spending


Spending is allocated between 4 key functional areas:

- Instruction
- District Administration
- Operations and Maintenance of Facilities
- Transportation of Students



School District Operating Spending

Salaries &
Employee Benefits
90.2%



Supplies, Services
& Equipment
9.8%

Annual Operating Budget Assumptions Cont.

Annual Operating Budget Summary

	2015/2016 Annual Budget	2016/2017 Annual Budget
REVENUE		
Provincial Government Grant	\$ 155,697,871	\$ 160,733,977
Other Grants, Fees and Revenue	16,506,169	16,937,248
TOTAL OPERATING REVENUE	\$172,204,040	\$ 177,671,225
EXPENDITURE		
Salaries:		
Teachers	77,583,875	79,934,858
Support Staff	16,577,943	16,828,220
Principals & Vice-Principals	10,783,129	11,438,642
Educational Assistants	15,709,069	15,722,720
Other Professionals	3,337,599	3,645,069
Substitutes	6,481,522	6,666,719
Total Salaries	130,473,137	134,236,228
Employee Benefits	32,846,401	31,288,112
Services and Supplies:		
Services	3,695,785	4,319,957
Student Transportation	998,933	998,933
Professional Development and Travel	611,572	580,786
Rentals and Leases	98,188	98,188
Dues and Fees	87,212	84,712
Insurance	442,842	442,842
Supplies	6,331,966	5,750,864

2015/2016 Projected Carryforward

Projected 2015/2016 One-Time Carry Forward Funding:

June 30, 2015 Unrestricted Surplus	\$ 4.1M
ISP 2014/2015 Carry Forward Funding	1.2M
Employee Benefits Premium Holiday	1.1M
Capital Equipment Purchases to Local Capital	0.8M
Enrolment Increase Fixed Cost Allocation	0.6M
Increased ISP Enrolment	0.2M
Utilities Cost Savings	<u>0.5M</u>
Total Projected One-Time Carry Forward	\$ 8.5M

2016/2017 Operating Forecast Update

2016/2017 Projected Budget Deficit	\$ 8.5M
2016/2017 Revised Projected Budget Deficit	\$ <u>5.9M</u>
Reduction of Projected Budget Deficit	\$ <u>2.6M</u>
Reduction of Projected Budget Deficit Due To:	
Teacher Pension Plan Rate Decrease	\$ 1.4M
Holdback Distribution	0.5M*
Additional Supplement Distribution	0.5M*
2015/2016 Average Teacher Salary estimate	0.6M
Unique Geographic Factors Grant Increase	0.1M
Supplement for Salary Differential Grant Increase	0.3M
Funding Difference re: Labour Settlement	<u>(0.8M)</u>
Total Changes	\$ <u>2.6M</u>

*Additional Operating Grant from Ministry April 4, 2016

2016/2017 Operating Recommendation

Projected One-time Budget Surplus	\$ <u>2.6M</u>
Eliminate local capital transfer approved for 2015/16	0.8M
Carry forward remaining surplus to address 2017/18 deficit	1.8M
	\$ <u>0.0M</u>

Budget Meeting Dates

Wednesday, April 6 , 2016 at 7:00 p.m.

At SJ Willis Auditorium, 923 Topaz Avenue

Round table special board budget meeting to discuss the 2016-2017 operating budget

Monday, April 11 , 2016 at 7:00 p.m.

At the Board Office, Tolmie Board Room, 556 Boleskine Road

An opportunity for members of the public to address the Board with respect to the proposed budget

Wednesday, April 20 , 2016 at 7:00 p.m.

At the Board Office, Tolmie Board Room, 556 Boleskine Road

Special Board Meeting to debate and approve the 2016-2017 budget bylaw

2016/2017 Estimated Operating Grants Website

<http://www2.gov.bc.ca/gov/content/education-training/administration/resource-management/k-12-funding-and-allocation/operating-grants/k12funding-16-17>