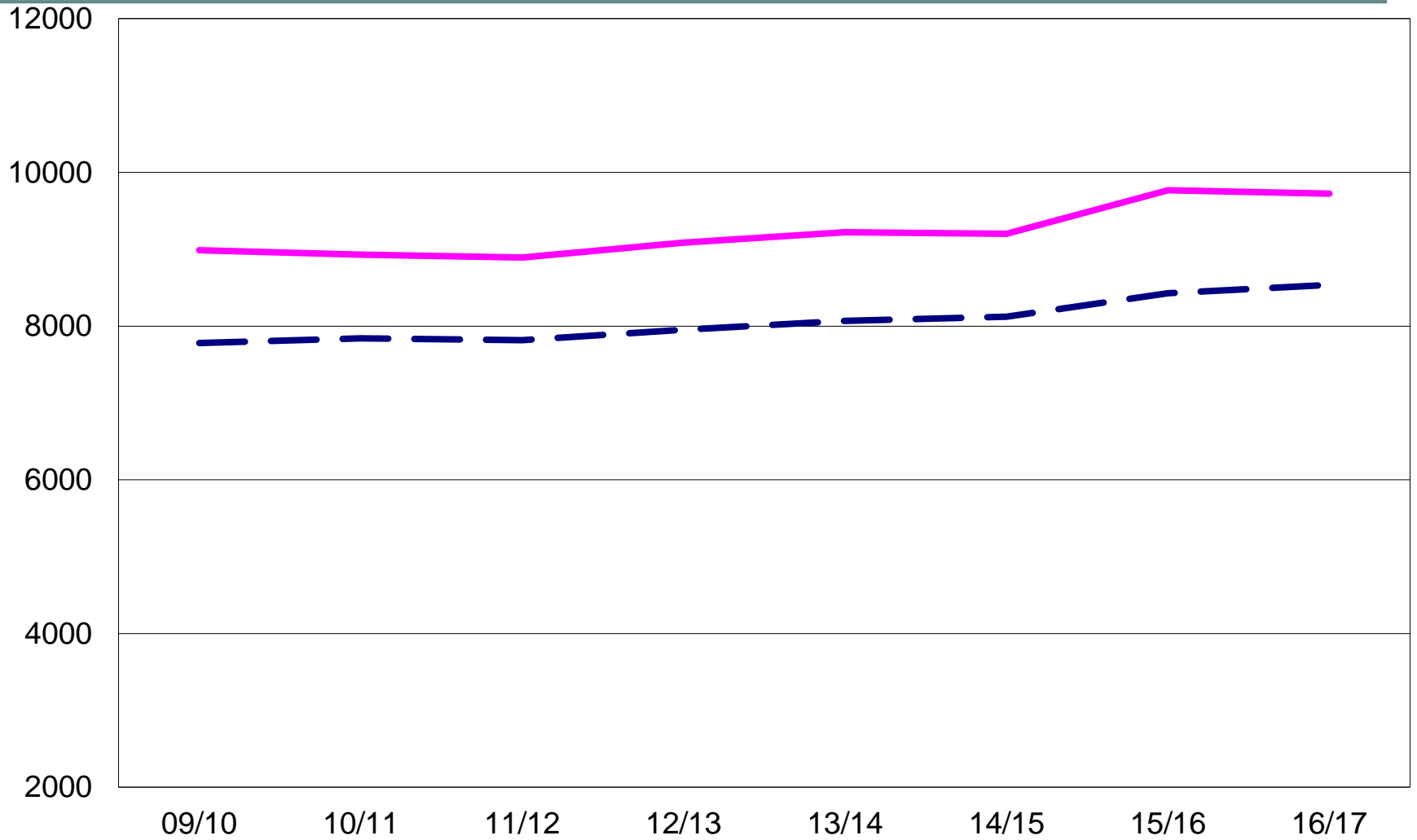


Operating, Special Purpose & Capital Funds

Sources of Operating Revenue

- **The majority of school district revenue comes from provincial grants**
- **School districts have local revenues from rental of facilities, interest revenue on short-term deposits, international students and continuing education.**

Comparison of Funding and Cost Per Student FTE




Operating Revenue Sources

2016/2017 Greater Victoria Picture

<div style="display: flex; flex-direction: column; gap: 10px;"> <div style="display: flex; align-items: center;"> <div style="width: 15px; height: 15px; border: 1px solid black; background-color: white; margin-right: 5px;"></div> <div>Provincial Grants</div> </div> <div style="display: flex; align-items: center;"> <div style="width: 15px; height: 15px; background-color: #FF00FF; margin-right: 5px;"></div> <div>Local Revenue</div> </div> <div style="display: flex; align-items: center;"> <div style="width: 15px; height: 15px; background-color: #00FF00; margin-right: 5px;"></div> <div>Operating Surplus</div> </div> </div>	<table border="0"> <tr> <td style="text-align: right; padding-right: 10px;">87.8%</td> </tr> <tr> <td style="text-align: right; padding-right: 10px;">9.0%</td> </tr> <tr> <td style="text-align: right; padding-right: 10px;">3.2%</td> </tr> </table>	87.8%	9.0%	3.2%
87.8%				
9.0%				
3.2%				

<table border="0"> <tr> <td style="text-align: right; padding-right: 10px;">87.3%</td> </tr> <tr> <td style="text-align: right; padding-right: 10px;">8.1%</td> </tr> <tr> <td style="text-align: right; padding-right: 10px;">4.6%</td> </tr> </table>	87.3%	8.1%	4.6%
87.3%			
8.1%			
4.6%			



2015/2016 Provincial Picture


<table border="0"> <tr> <td style="text-align: right; padding-right: 10px;">92.1%</td> </tr> <tr> <td style="text-align: right; padding-right: 10px;">6.4%</td> </tr> <tr> <td style="text-align: right; padding-right: 10px;">1.5%</td> </tr> </table>	92.1%	6.4%	1.5%
92.1%			
6.4%			
1.5%			

Funding Level per FTE

	2016/2017 Funding Levels per FTE	2015/2016 Funding Levels per FTE
School-Age	\$ 7,166	\$ 7,158
Continuing Education	7,166	7,158
Distributed Learning	6,030	6,030
Adult Students	4,565	4,565

Enrolment Summary





School District Operating Spending

Spending is allocated between 4 key functional areas:

- **Instruction**
- **District Administration**
- **Operations and Maintenance of Facilities**
- **Transportation of Students**

School District Operating Spending

Annual Operating Budget Assumptions

Assumptions used to prepare the 2016/2017 Annual Operating Budget:

The 2016/2017 projected school-aged enrolment of 18,831 FTE has been used to prepare the annual operating budget. This represents an increase of 25 FTE as compared to the September 30, 2015 funded school-aged enrolment.

The 2016/2017 projected adult enrolment is 51 FTE.

The 2016/2017 projected school-aged and adult enrolment is 18,882 FTE.

Annual Operating Budget Assumptions Cont.

The 2016/2017 Annual Operating Budget has been prepared to include:

- **Incremental cost of salary grid/step adjustments**
- **Wage increases**
- **Statutory and contractual obligation changes e.g. benefits, utilities (including NGN)**
- **Strategic Plan Resource Re**

Annual Operating Budget Summary

REVENUE

2015/2016

2016/2017

2015/2016 Projected Carryforward

Projected 2015/2016 One-Time Carry Forward Funding:

June 30, 2015 Unrestricted Surplus	\$ 4.1M
ISP 2014/2015 Carry Forward Funding	1.2M
Employee Benefits Premium Holiday	1.1M
Capital Equipment Purchases to Local Capital	0.8M
Enrolment Increase Fixed Cost Allocation	0.6M
Increased ISP Enrolment	0.2M
Utilities Cost Savings	<u>0.5M</u>
Total Projected One-Time Carry Forward	\$ 8.5M

2016/2017 Projected Budget Deficit **\$ 8.5M**

2016/2017 Revised Projected Budget Deficit **5.9M**

Reduction of Projected Budget Deficit **\$ 2.6M**

Reduction of Projected Budget Deficit Due To:

Teacher Pension Plan Rate DecreacBT/F3 18 Tf1 0 0 1 591.34 354.67 Tm0

2016/2017 Operating Recommendation

Projected One-time Budget Surplus	\$ <u>2.6M</u>
Eliminate local capital transfer approved for 2015/16	0.8M
Carry forward remaining surplus to address 2017/18 deficit	1.8M
	\$ <u>0.0M</u>

Budget Meeting Dates

Wednesday, April 6, 2016 at 7:00 p.m.

At SJ Willis Auditorium, 923 Topaz Avenue

Round table special board budget meeting to discuss the 2016-2017 operating budget

Monday, April 11, 2016 at 7:00 p.m.

At the Board Office, Tolmie Board Room, 556 Boleskine Road

An opportunity for members of the public to address the Board with respect to the proposed budget

Wednesday, April 20, 2016 at 7:00 p.m.

At the Board Office, Tolmie Board Room, 556 Boleskine Road

Special Board Meeting to debate and approve the 2016-2017 budget bylaw

2016/2017 Estimated Operating Grants Website

<http://www2.gov.bc.ca/gov/content/education-training/administration/resource-management/k-12-funding-and-allocation/operating-grants/k12funding-16-17>